





## Activity Information

### Voices in Pictures

| Name of Activity     | A New Shopping Centre in Town  |
|----------------------|--|
| Language(s)          | Any language.  |
| Suggested Level      | B2-B2+   |
| Suggested Objectives | Developing speaking fluency.<br>Expressing opinions and arguments.<br>Negotiating, expressing agreement and disagreement.<br>Writing opinion letter/e-mail.  |
| Procedure            | <p><b>Warm-up activity.</b></p> <ul style="list-style-type: none"> <li>· Time: five minutes</li> </ul> <p>Ask students to look at the photo. Fold the copy if possible, so they don't read the words shopping centre. Describe it if you wish and guess what kind of place it is and whether they would like to be there right then.</p> <ul style="list-style-type: none"> <li>· Language/Vocabulary needed:<br/>             -guessing<br/>             - Use of conditional. I wish I could...<br/>             If I were there right now, I'd...<br/>             -vocabulary: mall, department store, shopaholic....</li> <li>· Materials: photo of a shopping centre. Questions provided in the activity sheet.</li> </ul> <p><b>Talking about shopping centres. Advantages and disadvantages.</b></p> <ul style="list-style-type: none"> <li>· Time:10-15 minutes</li> </ul> <p>In groups of three ask students to ask and answer the questions provided and discuss what the advantages/disadvantages of shopping centres may be.</p> <ul style="list-style-type: none"> <li>· Language/Vocabulary needed:</li> </ul> <p>Provide them with suitable structures to initiate discussion:<br/>           -Expressing opinion: In my opinion, I reckon, As far as I am concerned....<br/>           -How to talk about advantages and disadvantage.<br/>           e.g One major advantage/disadvantage is..<br/>           Another advantage may be...</p> <p><b>Scenario.</b></p> <ul style="list-style-type: none"> <li>· Time:30-40 minutes</li> </ul> |

| Name of Activity          | A New Shopping Centre in Town   |
|---------------------------|---|
| <p>Other<br/>Comments</p> | <p>Ss are going to take part in a public meeting to discuss the convenience of building a hypermarket in the town of Westfield. All of them will have a role. There are seven roles, so if you have more students in class, you can either set up several discussion meeting or give two students the same role.</p> <p>Get all the students who share the same roles together and give them some time to prepare ideas of what to say at the meeting. Afterwards ask them to sit together, select a chairperson among the people in the group who will have to introduce all the members and get the ball rolling. Let them hold the meeting and discuss the topic without interruptions.</p> <p>Monitor both discussions and take note of typical production mistakes. After the meeting is finished ( 15/20 minutes at least), ask the different groups to vote and decide if they are in favour of building the hypermarket.</p> <p>Run a whole class session for a few minutes on error correction. Write on the board words or expressions that are wrong and ask them to correct them if possible.</p> <ul style="list-style-type: none"> <li>· Materials :</li> <li> Role cards</li> <li> Slips of paper with useful expressions to take part in the meeting. <ul style="list-style-type: none"> <li>§ e.g“I completely agree/disagree with you”</li> </ul> </li> <li> Ludo counters. Distribute three ludo counters per person, and those will be the times they will have to take part in the discussion.</li> <li> Another option is to put a bowl of candy in the center of the table. Every time they talk, they can retrieve a piece of candy.</li> </ul> <p><b>Follow-up Activity. Writing Activity.</b></p> <p>Ask students to write a letter to the editor/to the newspaper about this topic. They can be in favour or against it. Provide them a model they can follow to do this.</p> <p>Ask them to hand in the letters the following class. Correct them and ask them to type them.</p> <p>Attach them to the notice board. Ask them to pick up one, read it and attach a post-it note with a commentary.</p> |